

NEWSLETTER

ISSUE NO. 13



The winners of November's award are:

SKYE ROWE-SMITH
NIA AGBAJE-JOHNSON



Skye and Nia are both exceptionally committed. Their passion for the horses is evident, and they consistently lend a helping hand to other team members.



🌟 Happy New Year! 🌟

We want to extend our warmest wishes for a Happy New Year to all our cherished customers. Thank you for your ongoing support! We are thrilled about the year ahead and look forward to helping you achieve your equestrian aspirations!



HORSE/ PONY OF THE MONTH

THIS MONTHS WINNER IS.....

ALBI



FACT FILE:

Date of Birth: 14/04/2019

Breed: Welsh section C

Gender: Gelding

Height: 14hh

Colour: Palomino

Favourite activity: Playing with Buzz
in the field!

Favourite food: Apples


Fun fact: Before Albi came to
Pinkmead he was used as a driving
horse!

REASONS WHY YOU CHOSE HIM AS THIS MONTHS WINNER...

'I love his cheeky face'

'His trot is so comfortable'

'He is my favourite'



QUIZ

Wordsearch



HORSE



WORD SEARCH

Find the words listed below and mark them.

S	A	E	I	H	P	F	O	A	L	S	R
H	O	R	S	E	O	D	E	J	H	P	E
E	M	O	O	N	N	Q	R	S	I	O	I
E	A	R	I	F	Y	T	C	S	C	B	N
T	R	S	A	D	D	L	E	N	O	R	S
R	E	O	I	J	B	M	O	M	E	I	T
O	S	T	I	R	R	U	P	A	N	D	U
T	Y	H	O	O	F	E	Y	R	L	L	A
S	T	A	L	L	I	O	N	E	F	E	S

- HORSE
- PONY
- SADDLE
- BRIDLE

- MARE
- GELDING
- STIRRUP
- STALLION

- FOAL
- TROT
- HOOF
- REINS



Answers

Instructor lingo....

1. Open order means: Use the space in the arena to ride independently without following the horse in front .
2. Engagement means: The horse is working actively from his hindquarters and taking more weight on his hindlegs
3. On the wrong leg means: The horse has picked up the wrong canter lead.
4. Supple means: The horse is able to work through his back with no tension through his body
5. Inside leg to outside hand means: To encourage the horse to push forward from his hindquarters, but maintain the contact with your outside hand to help him balance and maintain impulsion.

Don't forget to read next months newsletter for the answers....

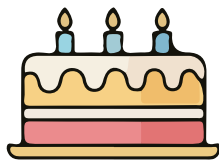
PINKMEAD FARM

WRAPPED




64

BIRTHDAY PARTIES!



284

BAGS OF FEED



NEW
HORSES

6

48

PHYSIO & DENTIST
APPOINTMENTS



36

ACTIVITY DAYS



788

SETS OF SHOES

TOP RIDING TIP

Stretching your horse...

Why does your horse need to stretch?

There are lots of great reasons to start stretching your horse out when you ride them – it benefits them by...

- building their suppleness
 - encouraging them to lift their back and engage their core
 - making them lighter in your hand
 - helping them work in self-carriage because they can't rely on your hands
 - making them feel more relaxed
- Not only that, but it also helps you by...
- teaching you to rely less on your hands
 - improving your balance and security in the saddle
 - developing an independent seat

Your horses nose should be the furthest point when you ask them to stretch – they should poke their nose out as they lifts over their back and stretch down.

How to...

Start off in walk...


1. Ride a 20m circle at one end of the arena, looking up and around the turn.
2. Squeeze your horse's sides with your legs, keeping an even contact down both reins.
3. Relax your hips and move them with them – feeling like you're going a little bit floppy.
4. Very gradually let your reins out a centimetre at a time, only allowing more when they drop their head and push forward into the new contact.
5. Keep squeezing them forwards and take care not to drop the reins completely – keeping a gentle contact is important.
6. Don't be tempted to rush – do a little at a time.



TEAM PINKMEAD RESULTS 2025



Wow! Everyone has had an incredible year, winning over 108 rosettes through a variety of events, including E-riders, jumping competitions, and our livery clients participating in local gatherings. This remarkable achievement highlights the dedication and effort our riders consistently demonstrate. Can we aim for even more rosettes in 2026?



Congratulations to the following riders for moving Up:
Lucy Knight to level 5

We had this lovely email and photo from one of our riders Alison,



Nanny Ali & Maddie
'She convinced me to start riding with her a couple of years ago, with over 50 years between us, I was understandably a little sceptical 😊
However, here we are, moving up to level 4 together, loving it, smashing it & laughing all the way 😂'

If you or your child has moved up a level this month and would like to feature in the newsletter to please email ella@pinkmead.co.uk

WELL DONE TEAM PINKMEAD!

